

APV PANEL VAN



Major Specifications

Body Type	Panel Van		
Grade			
Engine	G15A	G16A	
Transmission	5MT		
Dimensions			
Overall length	mm	4,155	
Overall width	mm	1,655	
Overall height	mm	1,865:185/80R14 1,880:185R14C	
Wheelbase	mm	2,625	
Front overhang	mm	700	
Rear overhang	mm	830	
Tread	Front	mm 1,435	
	Rear	mm 1,435	
Minimum turning radius	m	4.9	
Minimum ground clearance		mm 190 : 185R14C	
		mm 180 : 185/80R14	
Capacity			
Seating capacity	persons	2	
Engine			
Type	G15A G16A		
Number of cylinders	4 4		
Number of valves	16 16		
Piston displacement	cm ³	1,493 1,590	
Bore x stroke	mm	75.0x84.5 75.0x90.0	
Compression ratio **		8.9 9.5 9.5	
Maximum output **	kW/rpm	67/6,000 68/6,000 68/5,750	
Maximum torque**	N-m/rpm	122/3,000 126/3,000 127/4,500	
Fuel distribution	Multipoint Injection		
Transmission			
Type	5MT		
Gear ratio	1st	4.545	4.545
	2nd	2.628	2.418
	3rd	1.865	1.796
	4th	1.241	1.241
	5th	1.000	1.000
	Reverse	4.431	4.431
Final gear ratio	4.300 4.300		
Chassis			
Steering	Rack & Pinion		
Brakes	Front	Ventilated disc	
	Rear	Drum, leading & trailing	
Suspension	Front	MacPherson strut & coil spring	
	Rear	Rigid axle with leaf spring	
Tyres**	185R14C		
	185/80R14		
Weights			
Kerb weight (min.) / (with full options)	kg	1,140-1,175	
Gross vehicle weight	kg	1,950	
Fuel consumption			
Fuel tank capacity	litres	46	

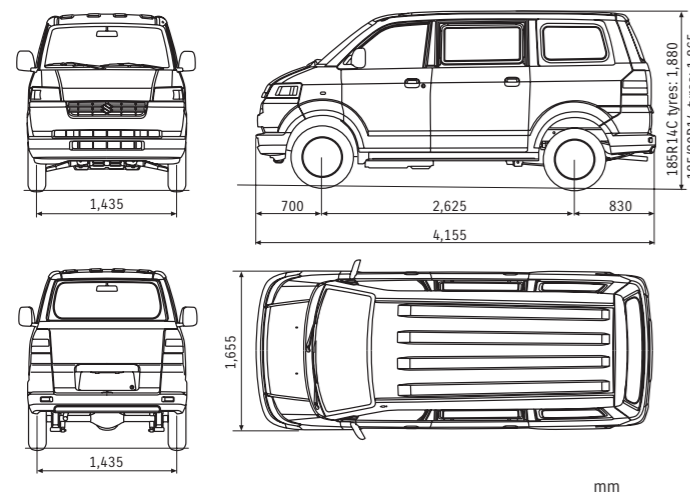
**Specifications may vary for individual markets.

Major Equipment:

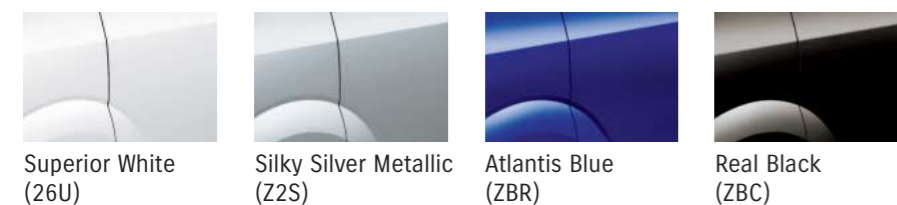
Front mud flaps / Green-tinted windows / Front 2-speed wipers / Rear window demister* / 2-spoke polypropylene steering wheel / 3-spoke urethane steering wheel* / Power steering* / Manual air conditioner* / Antenna* / 2 speakers* / 3-position front cabin light / Sun visors (Driver's side with ticket holder + passenger's side) / Passenger's side access support grip / Cigarette lighter and ashtray / Slide and reclining adjustment for front seats / Vinyl seat upholstery / 3-point ELR front seatbelts with pretensioners* and force limiters* / Side impact door beams / High-mount stop lamp / Immobilizer*

*Equipment may vary for individual markets.

Dimensional Views



Exterior Colours



Superior White (26U)

Silky Silver Metallic (Z2S)

Atlantis Blue (ZBR)

Real Black (ZBC)

Standard and optional equipment available may vary for individual markets. Please enquire at your dealers, as specifications and illustrations may refer to models not available in your region. Specifications in non-metric units are approximate. SUZUKI MOTOR CORPORATION reserves the right to change, without notice, prices, colours, materials, equipment, specifications and models, and also to discontinue models.

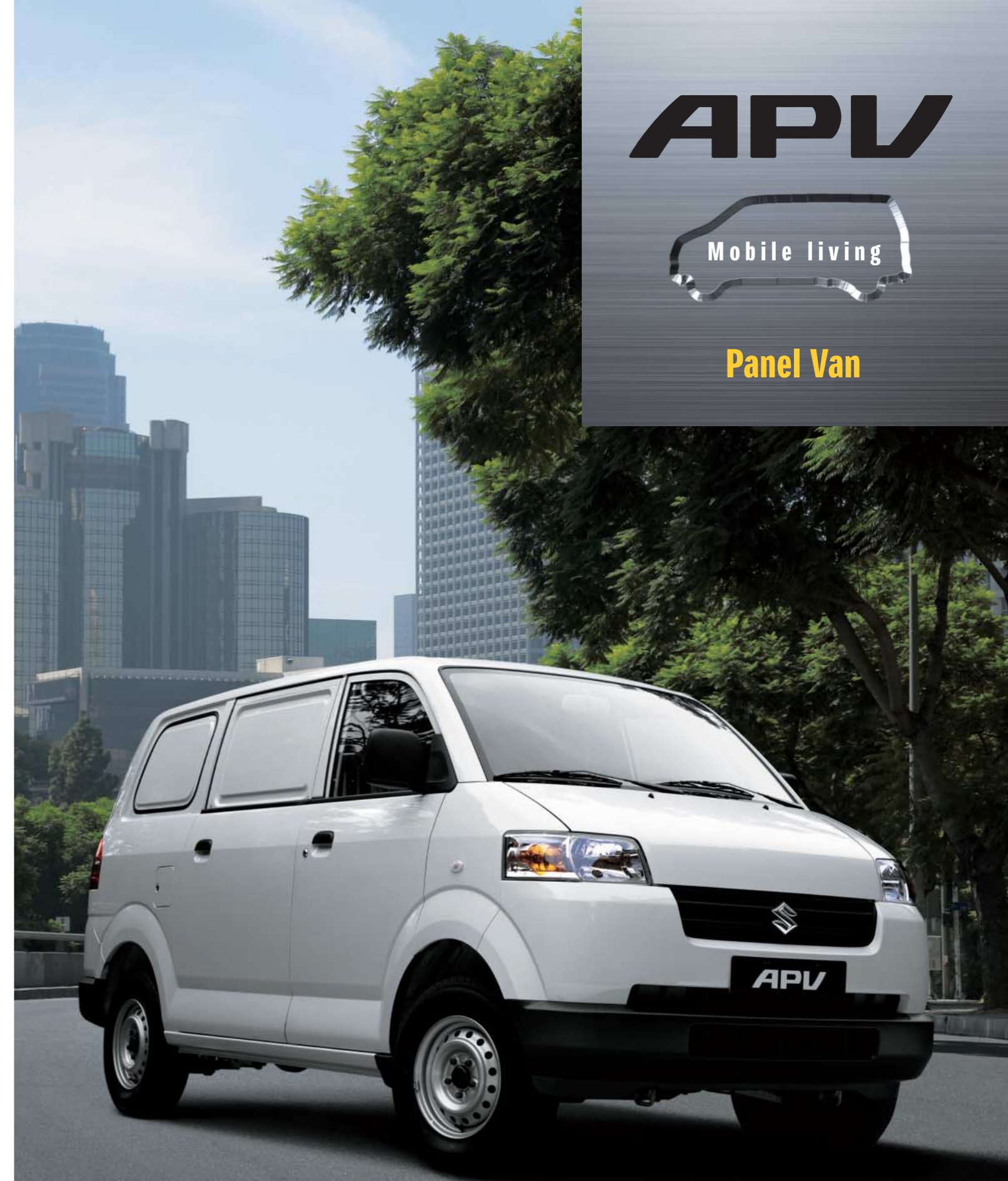
SUZUKI
SUZUKI MOTOR CORPORATION
300 TAKATSUKA, MINAMI, HAMAMATSU, JAPAN

APV Panel Van LEAFLET
99999-88G02-003 0711 Printed in Japan

APV



Panel Van



SUZUKI

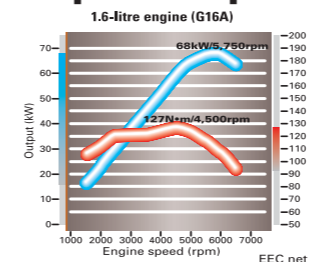
Way of Life!

The ideal partner

Suzuki's APV Panel Van is the ideal choice for today's—and tomorrow's—light-commercial and fleet businesses, offering more interior space, plus better performance, durability and reliability; all that and passenger-car comfort, too. Yet the APV Panel Van is still nimble enough to meet the diverse needs of its users.



Spirited performance meets demands



Aluminium 1.5- and 1.6-litre 16-valve engines are extremely fuel-efficient yet deliver exceptional output and torque when required.



The compact and lightweight front MacPherson strut & coil spring suspension is specifically tuned for straight-line stability.



Large 14-inch tyres are fitted to steel wheels with five mounting bolts for increased durability.

All-round utility satisfies expectations



Full-width tailgate swings upwards with ease, while the flat floor maximises cargo capacity.



Front door step boards and front passenger's access support grip ease cabin entry and exit.



Handy cockpit compartments, like glove box and driver's side storage pocket, keep small items within easy reach.

Comprehensive safety ensures confidence



Suzuki's TECT body directs collision-impact energy away from the cabin, with the nose acting as a buffer for increased protection. **TECT**



Rigid cabin construction incorporates side impact door beams to help protect occupants and cargo in side collisions.



The APV Panel Van is equipped with reliable ventilated disc brakes in the front and reliable drum brakes in the rear.



Headlamps and tail-lights are well elevated for better all-round visibility plus reduced vulnerability in minor collisions.



The high-mount stop lamp helps prevent rear-end collisions by alerting trailing drivers to imminent stops.



The instrument panel looks like that of a passenger car, with all major controls and compartments smartly placed for ideal functionality.



The slide- and reclining-adjustable seats feature adjustable head restraints for added comfort.